

# KARIN

---

MODELS AGENCY



SALOMÃ© WALBROU

HEIGHT 176CM/5'9.5" | BUST 82CM/32.5"B | WAIST 61CM/24" | HIPS 89 CM/35" | SHOES 38.5 EU/7.5 US/5.5 UK | HAIR LIGHT BROWN | EYES BLUE/GREY

# KARIN

MODELS AGENCY



SALOMÃ© WALBROU

HEIGHT 176CM/5'9.5" | BUST 82CM/32.5"B | WAIST 61CM/24" | HIPS 89 CM/35" | SHOES 38.5 EU/7.5 US/5.5 UK | HAIR LIGHT BROWN | EYES BLUE/GREY

# KARIN



MODELS AGENCY



The Faceist



The Faceist



EMERSON STEEL MAGAZINE



ROBERTA GLINKA ART DIRECTIVE PHOTOGRAPHY



## SALOMÃ© WALBROU

HEIGHT 176CM/5'9.5" | BUST 82CM/32.5"B | WAIST 61CM/24" | HIPS 89 CM/35" | SHOES 38.5 EU/7.5 US/5.5 UK | HAIR LIGHT BROWN | EYES BLUE/GREY




# KARIN

---

MODELS AGENCY

---



SALOMÃ© WALBROU

HEIGHT 176CM/5'9.5" | BUST 82CM/32.5"B | WAIST 61CM/24" | HIPS 89 CM/35" | SHOES 38.5 EU/7.5 US/5.5 UK | HAIR LIGHT BROWN | EYES BLUE/GREY